

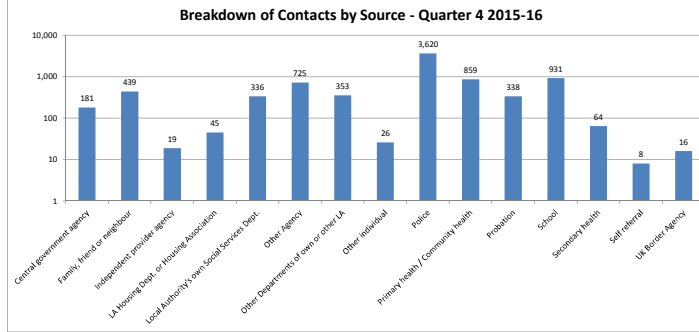
Contacts - Quarter 4 2015-16 Summary

No. of Contacts - Quarter 4 2015-16 7,960

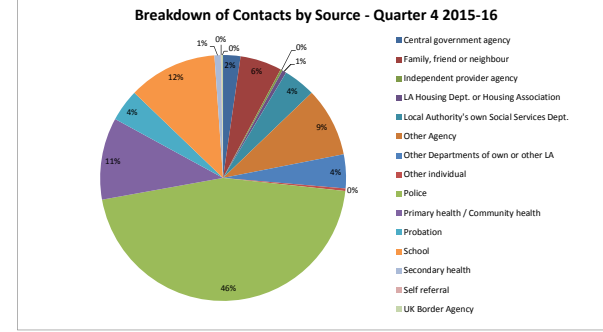
Source of Contact	Total	Total %
Central government agency	181	2.3%
Family, friend or neighbour	439	5.5%
Independent provider agency	19	0.2%
LA Housing Dept. or Housing Association	45	0.6%
Local Authority's own Social Services Dept.	336	4.2%
Other Agency	725	9.1%
Other Departments of own or other LA	353	4.4%
Other individual	26	0.3%
Police	3,620	45.5%
Primary health / Community health	859	10.8%
Probation	338	4.2%
School	931	11.7%
Secondary health	64	0.8%
Self referral	8	0.1%
UK Border Agency	16	0.2%
Grand Total	7,960	100.0%

(blank) =No information recorded on CareFirst

Breakdown of Contacts by Source - Quarter 4 2015-16

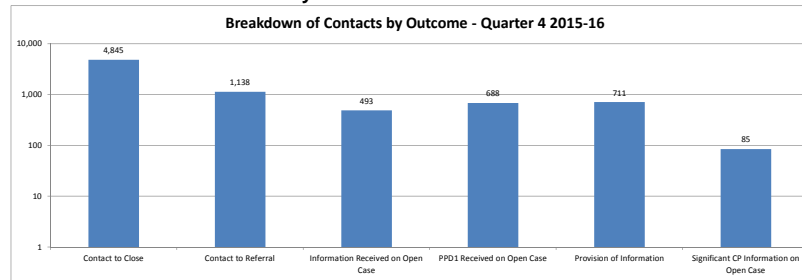


Breakdown of Contacts by Source - Quarter 4 2015-16



Breakdown of Contacts by Outcome - Quarter 4 2015-16

Contact Outcome	Total	Total %
Contact to Close	4,845	60.9%
Contact to Referral	1,138	14.3%
Information Received on Open Case	493	6.2%
PPD1 Received on Open Case	688	8.6%
Provision of Information	711	8.9%
Significant CP Information on Open Case	85	1.1%
Grand Total	7,960	100.0%



Contacts Received Over 2 Years

Month	Month Total	Quarter	Quarter Total
Apr-14	1,995		
May-14	2,074		
Jun-14	2,360	Q1 - 2014-15	6,429
Jul-14	2,397		
Aug-14	2,080		
Sep-14	2,560	Q2 - 2014-15	7,037
Oct-14	2,688		
Nov-14	2,487		
Dec-14	2,245	Q3 - 2014-15	7,420
Jan-15	2,656		
Feb-15	2,329		
Mar-15	2,554	Q4 - 2014-15	7,539
Apr-15	2,274		
May-15	2,460		
Jun-15	2,797	Q1 - 2015-16	7,591
Jul-15	2,565		
Aug-15	2,016		
Sep-15	2,698	Q2 - 2015-16	7,280
Oct-15	2,614		
Nov-15	3,096		
Dec-15	2,266	Q3 - 2015-16	7,976
Jan-16	2,493		
Feb-16	2,550		
Mar-16	2,917	Q4 - 2015-16	7,960

